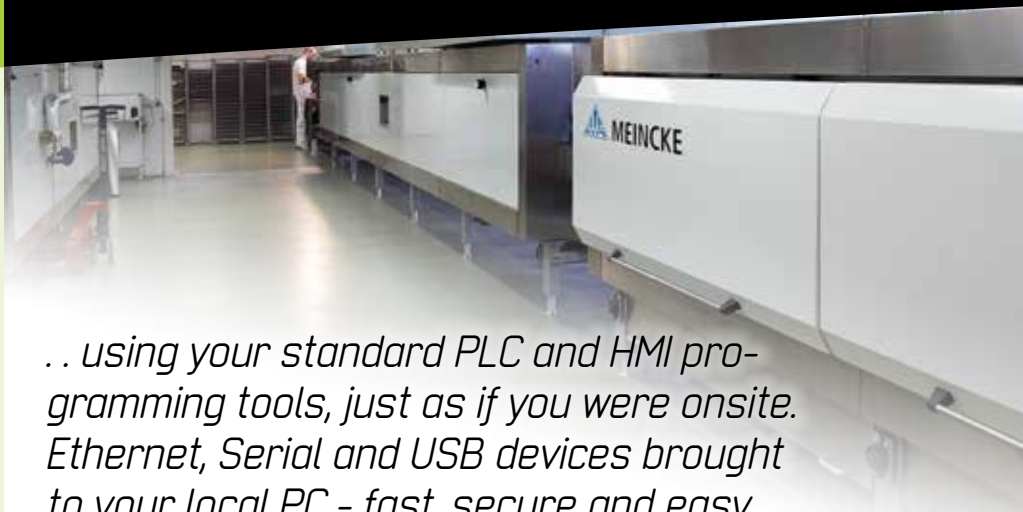




Remote programming of industrial equipment




TYPICAL SCENARIO

You are a machine provider or system integrator that needs to fulfill service obligations for machine installations, in the form of diagnosing and programming the PLC or HMI device using the native PLC software. The device could be Ethernet, Serial or USB attached.



.. using your standard PLC and HMI programming tools, just as if you were onsite. Ethernet, Serial and USB devices brought to your local PC - fast, secure and easy

Cost and Efficiency Benefits:

-  Save costs by not having to travel to your customer
-  Optimize service offering by providing instant support to ensure machine uptime
-  Optimize engineering costs by allowing key engineers to service global customers simultaneously

Case story



Haas-Meincke is a leading provider of baking production lines installed worldwide. The machines are so advanced that servicing must be performed by Haas-Meincke engineers and as part of a service contract engineers must be available during the burn-in period.

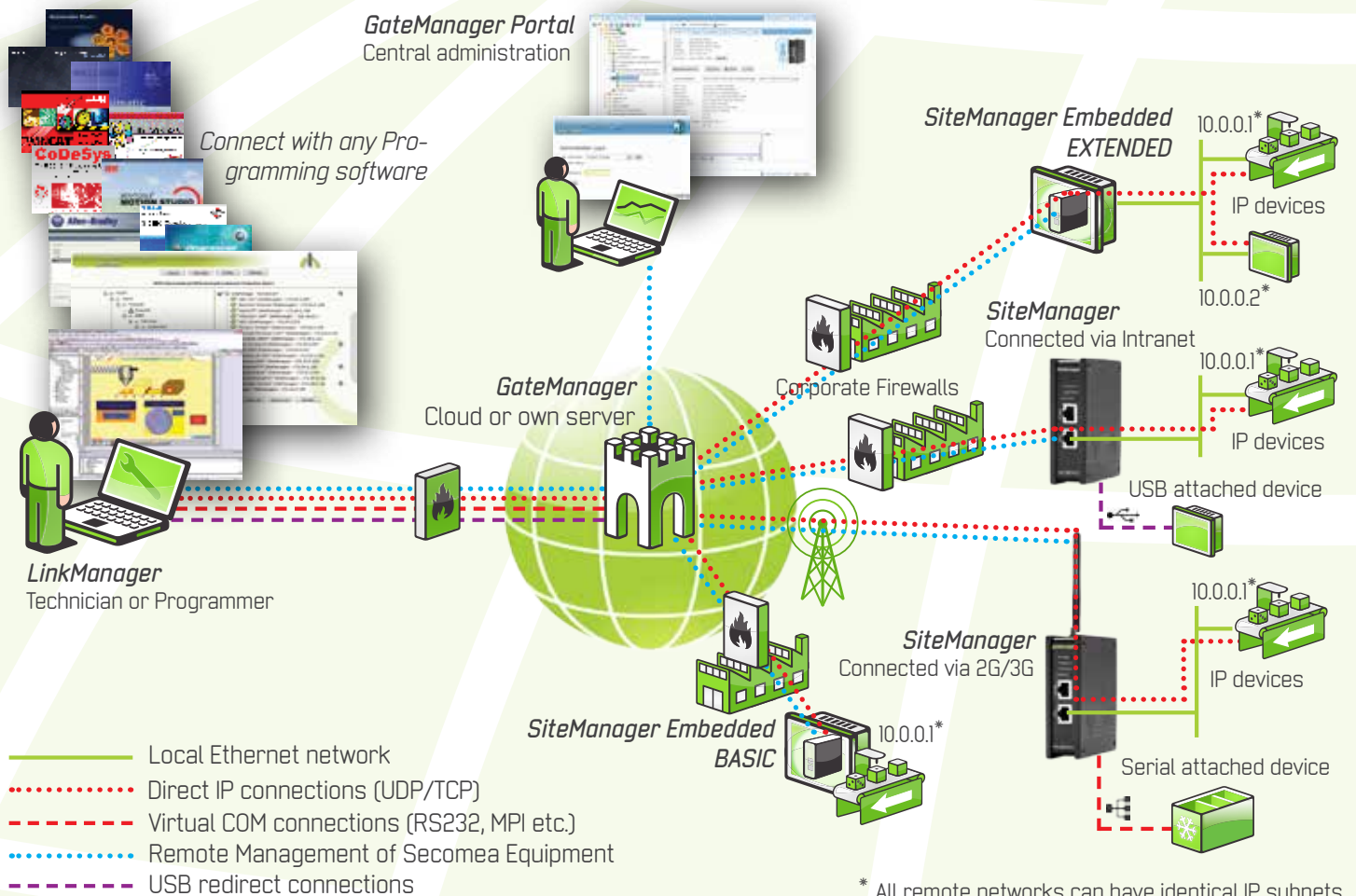
The first Secomea SiteManager unit was used for remote access to four systems in Colombia. That box saved four onsite visits of up to three weeks as the engineer never left Europe but made all programming changes to the Siemens PLCs remotely.

A Secomea SiteManager is now a standard component in each shipped machine, and today 400 SiteManager units are installed in baking machines and production lines globally. This has enabled Haas-Meincke to use remote assistance as a competitive advantage to secure their customers' maximum uptimes.

Secomea Remote Programming Solution

How it works

1. Technician or end user installs a **SiteManager** unit at the machine location and connects it to the machine network or directly to an Ethernet, Serial or USB device.
2. The SiteManager gets access to the central **GateManager** M2M server via the local network or via 3G.
3. Create and administer **LinkManager** user accounts for your engineers via the GateManager Web portal.
4. The engineer installs the LinkManager client with a few clicks - no configuration is needed.
5. The engineer starts LinkManager and connects to a device remotely.
6. The engineer starts his programming software and connects as if he is connected locally.



How to get started

- Decide on the preferred SiteManager model (hardware or software)
- Order the **Secomea Starter Package** - all components needed are included
- Use the installation guide or instruction video to get connected in less than 15 minutes